

Fabricated Basket Strainers.

Standard or Custom Design.

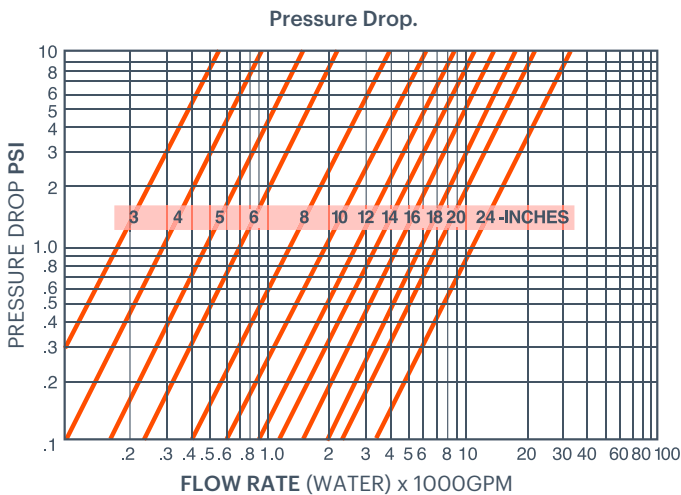
Rosedale Fabricated Strainers are available in standard designs as shown, or can be custom designed and manufactured to fit your specific requirements. The standard strainer is designed and built in accordance with ASME Code Section VIII, Division 1. Available code designs include ANSI B 31.4, ANSI B 31.3, and ANSI B 31.8. Standard housing material is carbon steel, 304 stainless steel, or 316 stainless steel.

Rosedale Fabricated Strainers can be supplied in ANSI flange ratings. We have the design capabilities and manufacturing facilities to handle your straining requirements to 50 microns. Rosedale Fabricated Strainers are available in pipe sizes from 2" to 24".

For assistance designing a strainer to fit your application, please contact us.

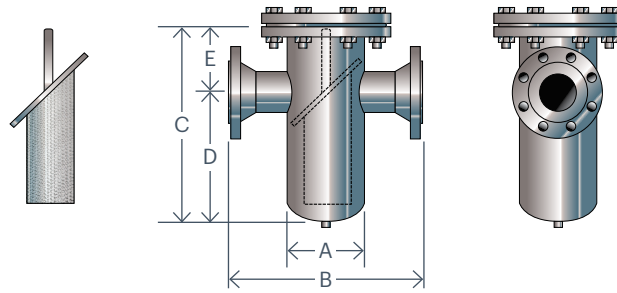


Model RBS Pipeline Strainer and Basket.

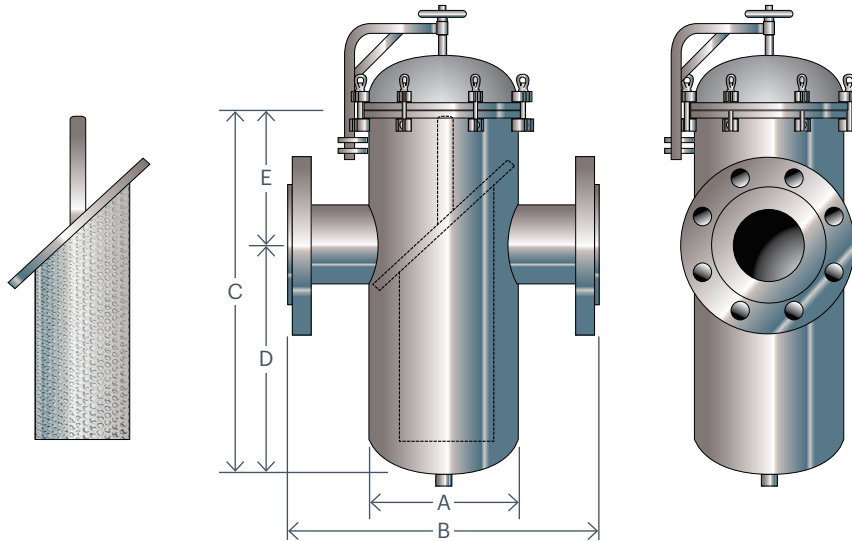


Model BS Industrial Strainer with optional legs.

Model RBS.



Model BS.



| MODEL ¹ | LINE SIZE (MAXIMUM) | A (INCES) | B (INCES) | C (INCES) | D (INCES) | E (INCES) | DRAIN | BASKET SURFACE AREA (SQ. IN.) | BASKET OPEN AREA (SQ. IN.) | OPEN AREA RATIO ² | VOLUME GALLON |
|--------------------|---------------------|-----------|-----------|-----------|-----------|-----------|-------|-------------------------------|----------------------------|------------------------------|---------------|
| 4 | 2 | 4 1/2 | 17 | 16 | 9 | 7 | 1 | 44 | 17.6 | 524% | 0.20 |
| 6 | 3 | 6 5/8 | 20 | 20 | 11 | 9 | 1 | 99 | 39.6 | 536% | 0.60 |
| 8 | 4 | 8 5/8 | 23 | 24 | 14 | 10 | 1 1/2 | 207 | 82.8 | 650% | 1.25 |
| 10 | 6 | 10 3/4 | 26 | 29 | 17 | 12 | 1 1/2 | 330 | 132 | 457% | 3.00 |
| 12 | 8 | 12 3/4 | 30 | 35 | 21 | 14 | 1 1/2 | 509 | 204 | 408% | 4.50 |
| 14 | 10 | 16 | 34 | 42 | 25 | 17 | 1 1/2 | 792 | 317 | 402% | 8.50 |
| 16 | 10 | 18 | 37 | 46 | 28 | 18 | 2 | 1034 | 414 | 366% | 13.00 |
| 18 | 12 | 18 | 37 | 53 | 33 | 20 | 2 | 1232 | 493 | 358% | 15.00 |
| 22 | 14 | 22 | 37 | 54 | 35 | 20 | 2 | 1528 | 611 | 400% | 19.00 |
| 24 | 16 | 24 | 44 | 60 | 36 | 24 | 2 | 1885 | 754 | 413% | 32.00 |
| 30 | 18 | 30 | 45 | 65 | 39 | 26 | 2 | 2073 | 829 | 355% | 70.00 |
| 36 | 20 | 36 | 48 | 71 | 45 | 26 | 2 | 2512 | 1005 | 345% | 110.00 |
| 42 | 24 | 42 | 56 | 95 | 64 | 31 | 2 | 4310 | 1724 | 406% | 220.00 |
| 48 | 24 | 48 | 62 | 97 | 66 | 31 | 2 | 6781 | 2712 | 600% | 260.00 |

1. Based on Standard Basket perforated 1/8" diameter holes on 3/16" centers.

2. Davit included on models 10-48. Dimensions are reference only and should not be used for hard plumbing. Consult factory for certified drawings.

How to Order.

Build an ordering code as shown in the example.

| | | |
|---|---|---|
| | HOUSING OPTIONS | |
| Example: | RBS - 12 - 6F - 150 - C - F - 80 - C | |
| <p>SERIES Pipeline Industrial</p> <p>MODEL (MAX. LINE SIZE) 4 (2) 6 (3) 8 (4) 10 (6) 12 (8) 14 (10) 16 (10) 18 (12) 22 (14) 24 (16) 30 (18) 36 (20) 42 (24) 48 (24)</p> <p>PIPE SIZE, FLANGED 2F, 3F, 4F, 6F, 8F, 10F, 12F, 14F, 16F, 18F, 20F, 24F</p> <p>FLANGE CLASS / PRESSURE Series RBS: 150, 300, 600 Flange Class rating @ 100°F.</p> <p>Series BS: 150, 300 Pressure rating @ 400°F.</p> | <p>= RBS = BS</p> <p>= 4 = 6 = 8 = 10 = 12 = 14 = 16 = 18 = 22 = 24 = 30 = 36 = 42 = 48</p> | <p>ASME CODE STAMP C = ASME Code Stamp</p> <p>BASKET, MEDIA SIZE Perforation diameters 1/4, 3/16, 9/64, 3/32, 1/16 Mesh sizes 20, 30, 40, 50, 60, 70, 80, 100, 150, 200</p> <p>COVER SEAL F = Flexitalic (RBS Only) B = Buna E = Ethylene Propylene V = Viton® Fluorelastomer</p> <p>HOUSING MATERIAL C = Carbon steel S = 304 Stainless steel S316 = 316 Stainless steel</p> |



Model BS with basket removal cable hoist assembly.

Legs are Optional depending on size of unit and application. Basket Removal Cable Hoist is available as an option. Please consult factory.